

Step 1

Go to <http://learn.lasalle.edu.sg>
Click the *Google* button.



Step 2

If you are not already signed in, you will be directed to Google sign-in page. Enter your LASALLE email account.

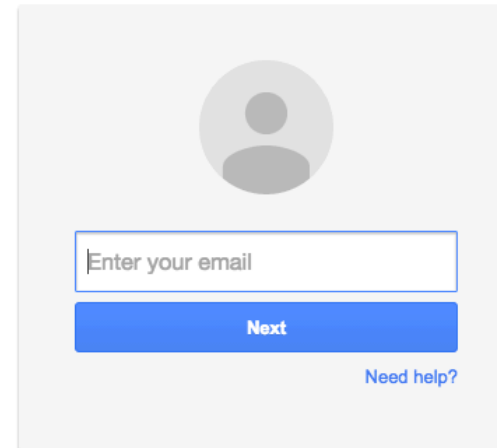
For example:

Student: <username>@mylasalle.edu.sg

Staff: <username>@lasalle.edu.sg

Google
One account. All of Google.

Sign in with your Google Account



A screenshot of the Google sign-in page. It features a large, light gray square containing a circular placeholder for a profile picture. Below the placeholder is a white text input field with the placeholder text 'Enter your email'. Underneath the input field is a blue button with the word 'Next' in white. To the right of the button, the text 'Need help?' is displayed in a smaller, blue font.

Step 3

Click on the *Allow* button to grant Google permission to authenticate to learning portal. Once you have successfully granted permission, you will be directed to your learning portal account.

▾ Learning Portal Login would like to:

 View your email address 

 View your basic profile info 

By clicking Allow, you allow this app and Google to use your information in accordance with their respective terms of service and privacy policies. You can change this and other [Account Permissions](#) at any time.

Deny

Allow

For assistance, call Service Desk at 6496-5399 or email service.desk@lasalle.edu.sg.